

# COLUMBIA

## HRT


**High Pressure Steam Boiler**

15-150 PSI (150-250 psi also available)

**Hot Water Boiler**

30 PSI (100 psi also available)

Industrial Steam, Dry Cleaning Plants, Biodiesel Production, Commercial Heating



**Waste Oil  
Gas  
Fuel Oil  
Multi-Fuel**

**20-150 Horsepower**

**REAL BOILERS, built by BOILER MAKERS**

*Since 1936*



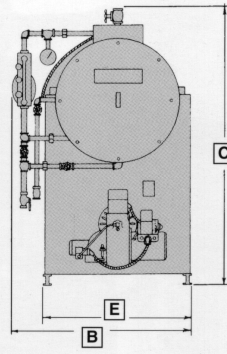
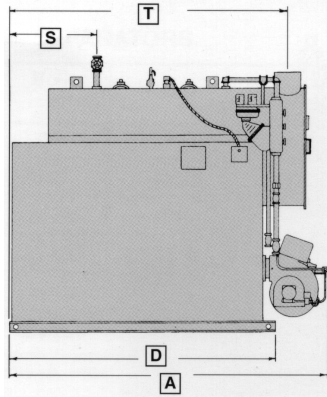
*You can do BETTER with Columbia*  
**GOOD** people. **BETTER** Boilers. **BEST** value.

[www.columbiaboiler.com](http://www.columbiaboiler.com)

# HRT SPECIFICATIONS AND DATA



ASME  
N.B. Registered  
A.S.M.E. Construction



- Standard working pressures from 15-150 psi steam (250 psi also available)
- Standard working pressure 30 psi water (100 psi also available)

## COLUMBIA HRT BOILERS FOR GAS, FUEL OIL, WASTE OIL OR DUAL FUEL

BOILER HP RATING		20	30	40	50	60	70	80	100	125	150
Waste Oil Firing Rate (max.)	gals./hr.	6.00	9.00	12.00	15.00	18.00	21.00	24.00	30.00	37.50	45.00
Burner Input	MBTU/hr.	840	1260	1680	2100	2520	2940	3360	4200	5250	6300
Boiler Output	MBTU/hr.	672	1008	1344	1680	2016	2352	2688	3360	4200	5040
Steam/hr.	Lbs.	690	1035	1380	1725	2070	2415	2760	3450	4312	5175
Heating Surface	sq. ft.	120	200	290	290	415	415	668	668	668	797
Normal Water Volume	gals.	68	115	145	145	185	185	326	326	326	396
Steam Volume	gals.	80	140	86	86	136	136	205	205	205	250
Total Heat Exchanger Volume	gals.	148	255	231	231	321	321	531	531	531	646
PACKAGE BOILER	Length ‡	A in.	90	106	146	146	156	156	181	181	210
	Width	B in.	47	53	53	53	59	59	68	68	68
	Height	C in.	74	80	80	80	88	88	102	102	102
	Floor Space	in.	8x13	9x15	9x15	9x15	10x15	10x15	12x20	12x20	12x20
MINIMUM DIMENSION	Length	D in.	84	101	101	101	101	133	133	133	154
	Width	E in.	37	43	43	43	49	49	58	58	58
	Height	in.	67	71	71	71	82	82	98	98	98
BASE DIMENSION	Length	in.	69	83 <sup>1/2</sup>	83 <sup>1/2</sup>	83 <sup>1/2</sup>	81	81	126 <sup>1/4</sup>	126 <sup>1/4</sup>	126 <sup>1/4</sup>
	Width	in.	37	43	43	43	49	49	58	58	58
	Height	in.	52	53 <sup>1/4</sup>	53 <sup>1/4</sup>	53 <sup>1/4</sup>	61 <sup>1/4</sup>	61 <sup>1/4</sup>	74 <sup>1/2</sup>	74 <sup>1/2</sup>	74 <sup>1/2</sup>
HEAT EXCHANGER	Diameter	in.	30	36	36	36	42	42	48	48	48
	Length	in.	69 <sup>3/4</sup>	85 <sup>3/4</sup>	85 <sup>3/4</sup>	85 <sup>3/4</sup>	86 <sup>1/2</sup>	86 <sup>1/2</sup>	109 <sup>1/2</sup>	109 <sup>1/2</sup>	109 <sup>1/2</sup>
COMBUSTION CHAMBER	Volume	cu. ft.	9.3	19.6	24.2	24.2	43.3	43.3	72.9	72.9	90.1
Normal Water Line to Floor	in.	56	57	63	63	71	71	86	86	86	86
Center Line of Burner to Floor	in.	17	16 <sup>1/2</sup>	16 <sup>1/2</sup>	16 <sup>1/2</sup>	20 <sup>1/4</sup>	20 <sup>1/4</sup>	23	23	23	23
Stack Diameter, inches		12	14	14	14	16	16	18	18	18	22
Ht. from floor	in.	72	76	76	76	87	87	104	104	104	104
Steam Outlet Size	T in.	78 <sup>3/4</sup>	93	93	93	94	94	119	119	119	145
Ht. from floor	C in.	76	82	82	82	92	92	112	112	112	112
Feed Water Inlet Size	S in.	26	26	26	26	27	27	32	32	32	32
Blow Down Size	in.	3/4	3/4	3/4	3/4	3/4	3/4	1	1	1	1
Hand Hole Top Shell	in.	1	1 <sup>1/4</sup>	2	2	2 <sup>1/2</sup>	2 <sup>1/2</sup>	3	3	3	4 Fig.
Hand Hole Front Head	in.	76	82	82	82	92	92	112	112	112	112
Manhole Front Head	in.	26	26	26	26	27	27	32	32	32	32
Approx. Shipping Wt.	lbs.	4000	5300	6300	6300	7800	7800	14,400	14,400	14,400	16,500

Made in the USA by



COLUMBIA BOILER COMPANY  
P.O. Box 1070, Pottstown, PA 19464  
(610) 323-2700 • Fax (610) 323-7292  
www.columbiaboiler.com

Steam boiler completely assembled, piped, wired & factory tested with steam pressure gauge, water level gauge, gauge cocks with ball checks, gauge glass protector assembly, steam safety valve, steam supply ball valve, (supplied on 20 to 50 HP boilers ONLY), boiler and water column blowdown valves, hand hole inspection plate assemblies, 12"x16" manhole assembly (supplied on 60 HP and larger boilers), immersion feedwater pipe, jacket and 1" fiberglass insulation, combination low water cut-off and pump control, additional probe type low water cut-off with manual reset, steam pressure control, steam hi-limit pressure control with manual reset, and U.L. listed burner with safety and operating controls. Water trim also available. Consult factory for water fitting sizes. Special Permitting May Be Required for waste oil operation.